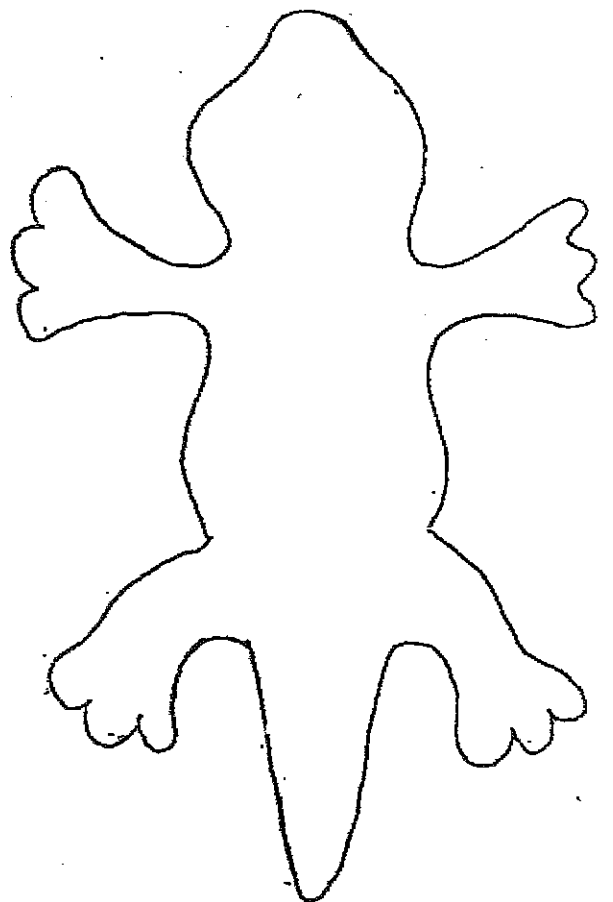

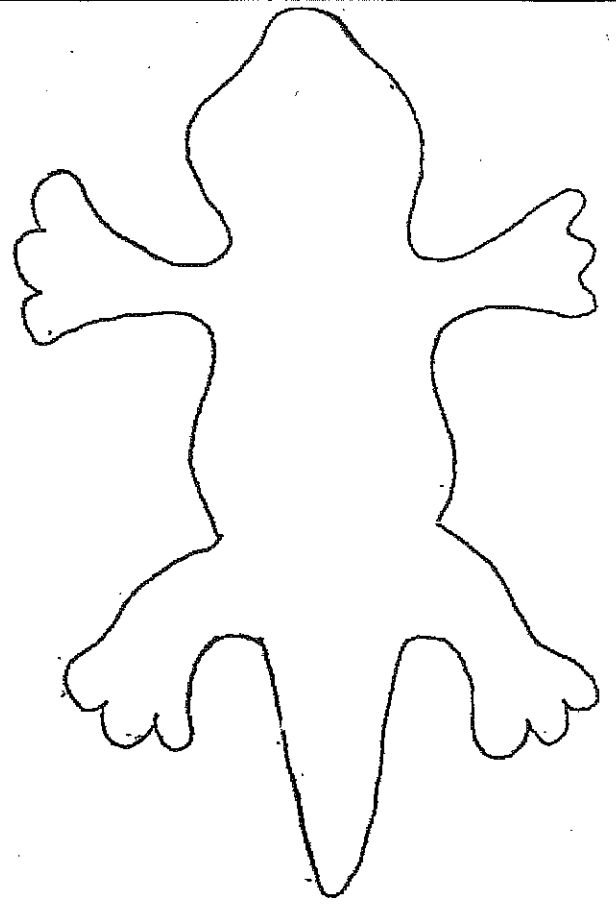
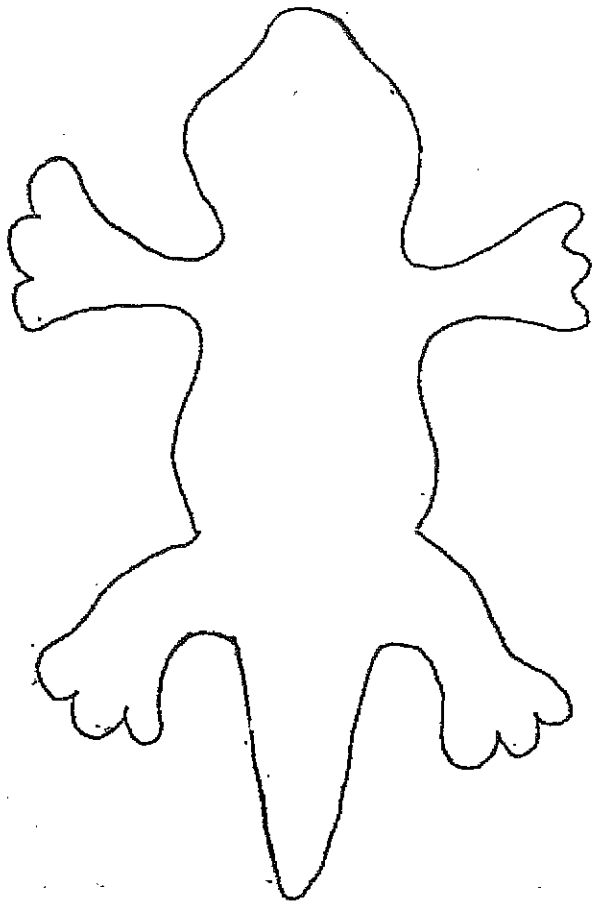


Eyes on the side,
Like to hide.

Eyes in the front,
like to hunt.



Activity: "Save our Anole"

Discuss

Protective Coloration vs. Protective Resemblance

Protective Coloration: Color / Pattern

Protective Resemblance: Shape / Texture / and color, too

Predator vs. Prey

"E yes on the side..." (handout)

Nocturnal - *what is it?*

Rules:

1. **You must create at least 2 anoles in order to participate with your team on ACTIVITY day!**
2. **Plan on NOT hiding your anole on, in front of, or behind my desk. These areas are OFF LIMITS!**
3. **Hide your anole in plain sight! (not under anything.)**
4. **Be careful to attach (tape) your anole to items that can easily be removed without damaging anything. (Paper vs. laminated surfaces)**

Handout: Save our Anole sheet