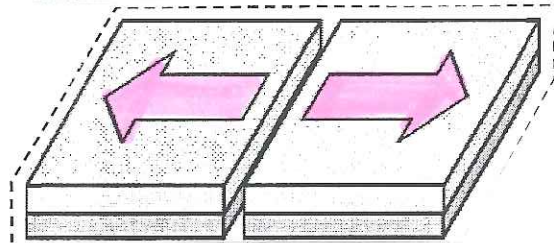


DIVERGENT

WHEN TWO PLATES

DIVIDE



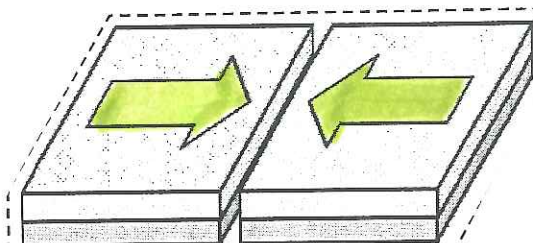
What geological features occur at this boundary?

- Rift Valleys
- Mid Ocean Ridges
- Volcanoes
- * New crust is formed here!

CONVERGENT

WHEN TWO PLATES

COLLIDE




What geological features occur at this boundary?

- Mountains
- Earthquakes
- Deep Sea Trench
- * Old crust is subducted, here!

TRANSFORM

WHEN TWO PLATES

SLIDE



What geological features occur at this boundary?

- Earthquakes
- (ex: San Andreas fault)